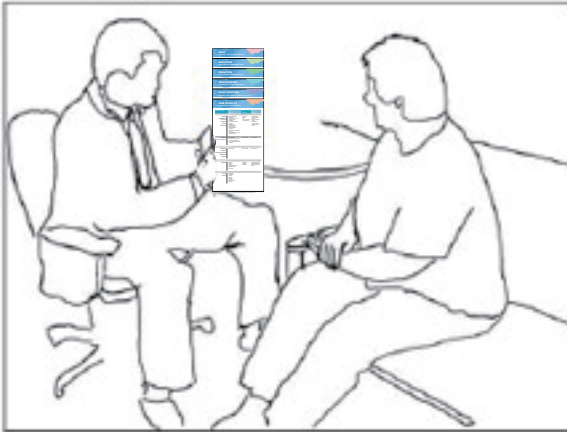



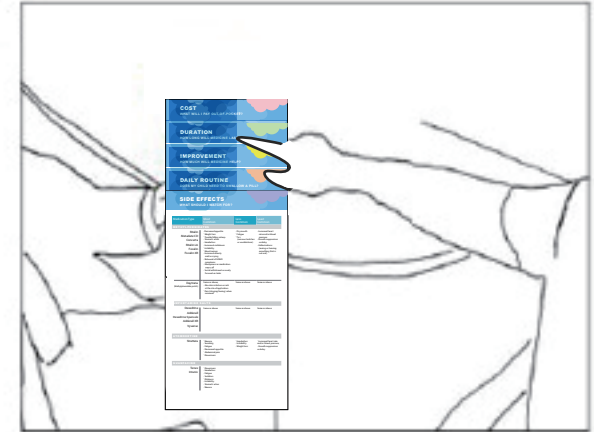
1. Sit in close proximity with the parent.




2. Show the parent the topics on each card.



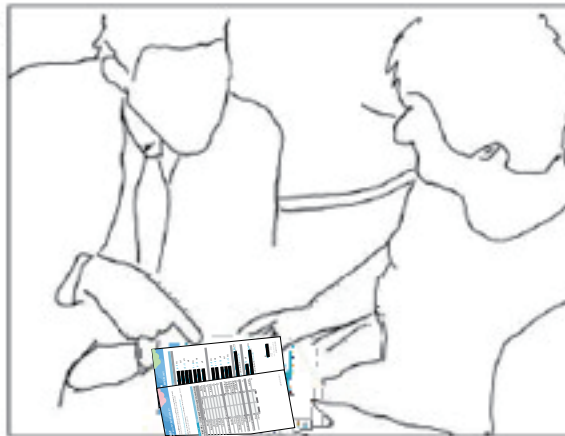
3. Let the parent choose a card to discuss.



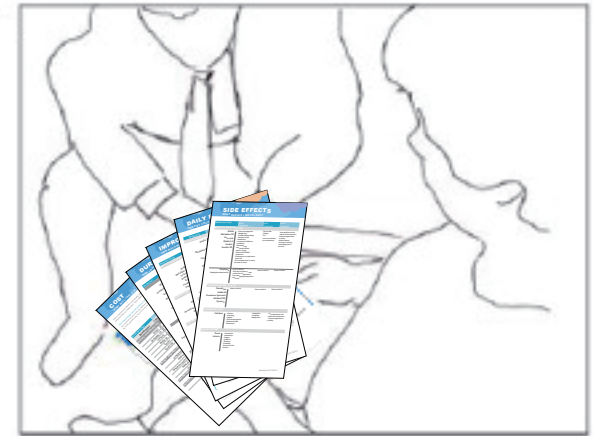
4. Allow the parent to read the card.



5. Explain what the information means.



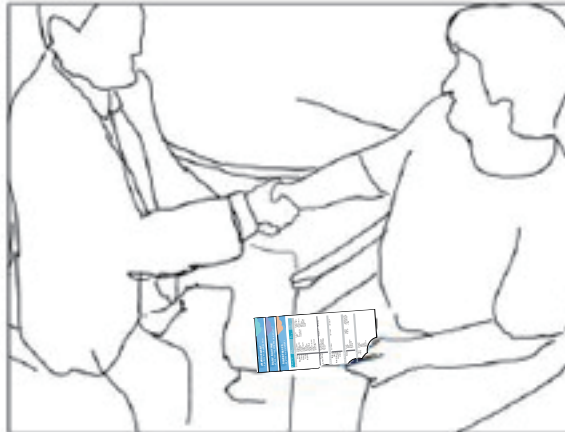
6. Allow the parent to review all of the cards & help select topics that are important to family.



7. Select medicine that fits patient & family needs.



8. Give cards for home reference & conclude visit.



ADHD Medication Choice Cards

A guide to using the cards with your patients.

ADHD Video Lab Project

Cincinnati Children's Hospital

Bill Brinkman

Principal Investigator

(513) 315-2012

Bill.Brinkman@cchmc.org

Jessica Hartl

Study Coordinator

(513) 803-1773

Jessica.Hartl@cchmc.org

Adapted with permission
Montori et al., Mayo Clinic